



ELCON
Automation

MANUAL

OUTSIDE INFRARED HEATING

ELCON ELK. VE END. Sis. SAN. Tic. LTD.ŞTİ



Table of contents

<i>Description of heaters ELCON</i> _____	4
<i>Advantages of heaters ELCON</i> _____	4
<i>Characteristics of the BH Series</i> _____	5
<i>Package</i> _____	6
<i>Heater device (fig. 1)</i> _____	6
<i>Heater fixing procedure</i> _____	7
<i>Heater fastening mechanism</i> _____	8
<i>Heater Connection Requirements</i> _____	8
<i>Safety warnings</i> _____	9
<i>Heater maintenance</i> _____	10
<i>Guarantees</i> _____	10
<i>Warranty card number</i> _____	11

Dear buyer! ELCON is grateful for the choice of our products and ensures that the purchased product operates in compliance with the rules of operation.

Attention! Before using the product, read the manual carefully.

You purchased the model:

ELCON BH-1500

ELCON BH-2000

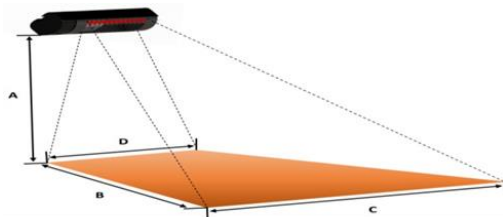
ELCON RCH-2000/4

ELCON RCH-2000/6

ELCON RCH-2500/6

Note: The BH series models have one mode of operation and come without a control module and remote control.

A, B, C, D : metre(m) S: square meter (m2)	BH-1500	BH-2000	BH-3000	RCH-2000/4	RCH-2000/6	RCH-2500/6
A (Min-Max)	1,3-2,5	1,5-3,0	1,5-3,0	1,3-2,5	1,5-3,0	1,5-3,0
B (Min-Max)	2,0-3,0	2,0-3,0	2,0-3,5	2,0-3,0	2,0-3,0	2,0-3,0
C (Min-Max)	3,0-4,0	3,5-4,5	4,5-5,0	3,0-4,0	3,5-4,5	3,5-4,5
D (Min-Max)	1,5-4,0	1,8-4,5	2,0-5,0	1,5-4,0	1,8-4,5	1,8-4,5
S (Min-Max)	6,0-12,0	7,5-13,5	9,0-13,5	6,0-12,0	7,5-13,5	7,5-13,5



Description of ELCON heaters

Infrared heaters ELCON are designed to heat various areas, both outdoors and on terraces, verandas, galleries and gazebos, hangars, workshops, etc., where there is a possibility of connecting to the electrical network.

In ELCON heaters, modern infrared lamps with a high efficiency are used as a heating element, at least 95% of the power consumed by them is converted into a heat flux. The efficiency of heating in the infrared spectrum is achieved by heating objects in the area of the heater, without the cost of heating the surrounding air.

Infrared heaters ELCON have a laconic, stylish design and will successfully fit into any interior from a patio area to an industrial workshop. They practically do not take up space, tk. installation is carried out on a vertical (wall) or horizontal (ceiling) surface, it is also possible to place the heater on a mobile stand (not included in the delivery set, purchased separately).

Advantages of ELCON heaters

- *Wide range of applications (protection class IP67)*
- *Eco-friendly, safe for humans and animals*
- *Easy to connect, reliable in operation*
- *Quick start of work (heating from the first second)*
- *High efficiency*
- *Long service life of the heating element*
- *Power adjustment with remote control (RCH series)*

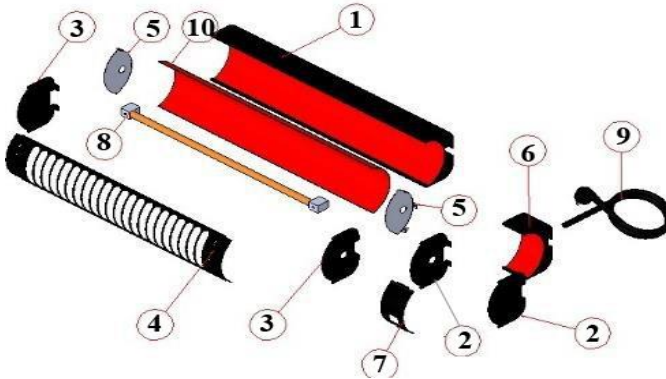
Characteristics of RCH and BH Series Models

IR HEATER FEATURES	MODEL					
	BH SERIES			RCH SERIES		
Product ID	BH-1500	BH-2000	BH-3000	RCH-2000/4	RCH-2000/6	RCH-2500/6
Controller	No	No	No	Yes	Yes	Yes
IR Wavelength	1,2 μm	1,2 μm	1,2 μm	1,2 μm	1,2 μm	1,2 μm
IR Quantity	1	1	2	1	1	1
IR Filament Length (mm)	355	550	2x355	355	550	550
Operating Voltage (Volt)	235VAC	235VAC	235VAC	235VAC	235VAC	235VAC
Total Power (Watts)	1500	2000	3000	2000	2000	2500
Dimensions (mmxmmxmm)	400x130x100	400x130x100	800x130x100	470x130x100	670x130x100	670x130x100
IP Class	IP67	IP67	IP67	IP67	IP67	IP67
Heating Area (m2)	8-16	10-20	15-30	10-20	10-20	12-24
Infrared Life (hours)	7000	7000	7000	7000	7000	7000
Warranty Period	2 Years	2 Years	2 Years	2 Years	2 Years	2 Years
BODY FEATURES						
Material used	Aluminum	Aluminum	Aluminum	Aluminum	Aluminum	Aluminum
Color	Black	Black	Black	Black	Black	Black
Power Cord	3x1,5mm2	3x1,5mm2	3x2,5mm2	3x1,5mm2	3x1,5mm2	3x1,5mm2
MOUNTING FEATURES						
Application surface	Wall/Ceiling	Wall/Ceiling	Wall/Ceiling	Wall/Ceiling	Wall/Ceiling	Wall/Ceiling
Minimum. Assembly Load.	1300	1500	1500	1500	1500	1500
Maximum Mounting Load.	2500	3000	3000	3000	3000	3000

Equipment

- Packaging containers - 1 pc.
- Heater with power cable and plug - 1 pc.
- Remote control (with power supply - 2 pcs., Type AAA) - 1 pc. *
* (for RCH series models)
- Fasteners - set.
- Operation manual - 1 pc.
- Warranty card - 1 pc.

Heater device (fig. 1)

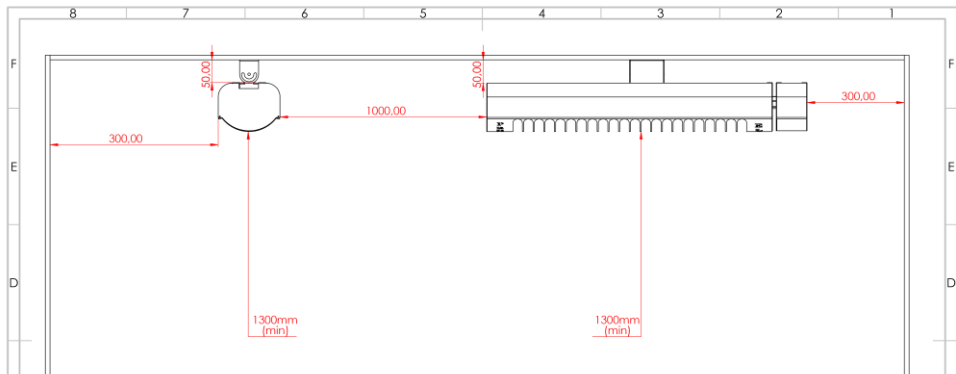


- | | |
|---------------------------------|---------------------------------|
| 1. Heater body | 2. Side control module covers * |
| 3. Heater casing lateral covers | 4. Protective grill |
| 5. Side walls of the reflector | 6. Control module housing * |
| 7. Control module panel * | 8. Infrared lamp |
| 9. Power cable with plug | 10. Spotlight |

* BH series models do not have a control module.

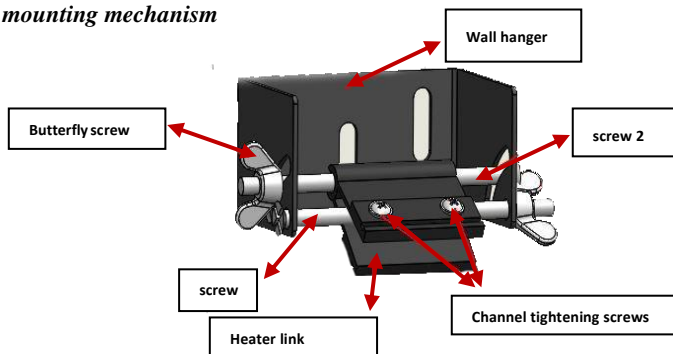
Heater fixing procedure

1. Inspect the heater for external damage, check the completeness of the fasteners.
2. Determine the place of fixing the heater, taking into account the requirements indicated in the diagram.




3. Fix the wall hanging device (bracket) to the surface (wall or ceiling).
4. Assemble the heater mounting mechanism as shown in the Heater Mounting Mechanism section.
5. Install the heater on the bracket using the guides on the back of the product body. When mounting the heater on a vertical surface, ensure that the Control Module is in the correct position (page 8)
6. Connect the heater to a power supply equipped in accordance with electrical and fire safety requirements.

Heater mounting mechanism




Apparatus assembly of the Infrared heater




Wall installation of the infrared heater

Correct position of the heater on a vertical surface (wall) for RCH series models

vertical placement



horizontal placement



Heater Connection Requirements

1. The heater is connected to an alternating current network with a voltage of 220-240 volts.
2. The heater (s) are connected to a separate line with a circuit breaker with a current cut-off rating corresponding to the power of the heater (s).

When installing the line, use a cable and sockets corresponding to the power consumption of the heater (s).

Do not neglect grounding.

!!! Do not use an aluminum cable for the wiring device.

!!! Do not use extension cords as they are not designed to connect powerful consumers.

Safety warnings

1. Use the heater only for its intended purpose.
2. Observe the required distances to the suspension height when installing and using the heater. Heater suspension height - not less than 1500 mm, distance to heated surfaces - not less than 600 mm.
3. Do not place or store flammable objects and materials in the place where the heater is used.
4. Do not touch the parts of the heater during operation, and do not allow children and pets to come into contact with the heater.
5. Unplug the power cord from the outlet whenever the heater is not in use.

Heater remote control

There are 3 buttons on the remote control panel.

Button 1 (bottom right) - power on /

off. Buttons 2 and 3 - selection of 4 heating power modes. The selected mode is displayed on the display of the heater control module. It is possible to control several heaters using one remote control.



Heater maintenance

- In order to ensure stable operation of the product, regularly inspect the heater and the supply cable for external damage;
 - As the heater and reflector become dirty, clean in the following order:
 - make sure that the heater has not been used in the near future and that the casing of the heater is at ambient temperature;
 - disconnect the heater from the power source, remove it from the attachment point and place it on a horizontal surface;
 - clean the external elements of the heater with a dry, clean soft cloth;
 - remove the side (left) cover of the heater casing, for which unscrew two screws from the end of the heater and two screws from the rear wall of its casing;
 - carefully slide the protective grille to the left up to the side wall of the reflector;
 - clean the internal elements of the compartment with a dry clean soft cloth (it is allowed to use a vacuum cleaner or a hair dryer without contact with the heater elements);
- !!! Use clean cotton gloves to clean to avoid skin contact with the IR lamp. Direct contact with the lamp will leave prints, which will negatively affect its operation and reduce the resource;
- after cleaning the internal elements of the heater, reassemble in the reverse order and install the heater in the workplace.

Warranty

During the warranty period, the ELCON company removes the detected product defects free of charge, in the manner prescribed by the law "On Protection of Consumer Rights", provided that the consumer observes the rules of operation and storage, the safety of seals and the absence of mechanical damage to the product.

Warranty card No.

Seller:	
Customer:	
Equipment name:	
Serial number:	
Warranty period: 24 months	

Warranty conditions

- 1. Warranty repair of equipment is carried out upon presentation by the client of a fully completed warranty card.**
- 2. Delivery of the equipment subject to warranty repair to the service department is carried out by the client independently and at his own expense.**
- 3. Warranty obligations do not apply to materials and parts that are considered consumable during operation.**

Warranty obligations may be interrupted in the following cases:

1. Inconsistency of the serial number of the equipment presented for warranty service with the serial number indicated in the warranty card and / or other written agreements.
2. The presence of obvious or latent mechanical damage to the equipment caused by violation of the Rules for transportation, storage or operation.
3. Violation of the Rules of transportation, storage or operation, which apply to equipment of this type, revealed during the repair process.
4. Damage to control labels and seals.
5. The presence of foreign objects inside the equipment body, regardless of their nature, if the possibility of such is not specified in the technical documentation and Operating Instructions.
6. Equipment failure caused by force majeure factors and / or actions of third parties.
7. Installation and start-up of equipment by non-certified personnel, in cases where the participation of qualified personnel in the installation and start-up is expressly stipulated in the technical documentation or other written agreements. '

I agree with the warranty condition

Date of sale

Buyer's name and signature _____ " " _____ 20

Selling organization _____

Name and signature of the seller _____

Tel.: +90 536 320 36 26

CERTIFICATE

of product conformity

Certificate NO: 2021-PTC-2088

PTC Technical Inspection and Certification

ATTESTATION OF COMPLIANCE

(UYGUNLUK ONAYI)



The technical file and test results of the following product have been checked and found in compliance with the Parliament and council Directive 2014/35/EU LVD Directive on the harmonization of the laws of Member States relating to electrical equipment designed for use within certain voltage limits and 2014/30/EU Directive on the harmonization of the laws of Member States relating to electrical electromagnetic compatibility.

Teknik dosya ve test raporları incelenerek, belirtilen ürünün Avrupa Birliği Teknik Komisyonu tarafından 2014 tarihinde yayınlanan 2014/35/AB LVD Direktifi Belirli Gerilim Sınırları Dahilinde Çalışmak Üzere Tasarlanmış Teçhizat ile İlgili Yönetmeliğine ve 2014/30/AB Elektromanyetik Uyumluluk Yönetmeliğine uygunluğu saptanmıştır.

Manufacturer(Üretici) : ELCON ELEKTRİK OTOMASYON END. ISITMA SİST. SAN. TİC. LTD. ŞTİ.

Halil Rifat Paşa Mah. Yüzer Havuz Sok. Perpa Tic. Merk. B Blok No:1 Kat:8 Daire:1275
Şişli / İSTANBUL

Applicant(Başvuru Sahibi) : ELCON ELEKTRİK OTOMASYON END. ISITMA SİST. SAN. TİC. LTD. ŞTİ.

Halil Rifat Paşa Mah. Yüzer Havuz Sok. Perpa Tic. Merk. B Blok No:1 Kat:8 Daire:1275
Şişli / İSTANBUL

Product(Ürün) : DUVAR TİPİ ISITICI / WALL TYPE HEATER

Trademark(Marka) : ELCON

Type / Model(Tip Model) : BH-1500 , BH-2000 , BH-3000 , BH-4000 , RCH-2000 , RCH-2000/4 , RCH-2000/6 , RCH-2500 , RCH-2500/6 , RCH-3000 , RCH-3000/8 , RCH-4000 , RCH-4000/8 , RCH-4000/12 , TH-6000 , RCTH-6000 , EIR- 1500 , EIR- 2000 , EIR- 3000 , EIR- RC2000 , EIR- RC2500 , EIR- RC3000 , EIR- RC4000

Test Report No(Test Rapor Nu) : 2021-PTC-0852-1 , 21-745-R0-N1-1

Base Of Attestation(Onay Dayanağı) : TS EN 60335-1 , TS EN 60335-2-30 , TS EN 55014-1 , TS EN 61000-3-2 , TS EN 61000-3-3



www.ptctesting.com
ID NO : 26I2019

Sertifika, belirtilen ürünün/ürünlerin test edilmesinden ve / veya teknik dokümantasyonun denetlenmesinden sonra verilir ve test edilen ürünün, belirtilen direktiflerin zorunlu koruma şartlarına gönüllü olarak uygun olduğunu onaylar.

The certificate is issued after testing of the named product/s and/or audit of the technical documentation and confirms that the tested product complies with the essential protection requirements of the mentioned directives on a voluntary basis.

Diğer ilgili standartlara ve direktiflere uyulmalıdır. Bu onay üreticinin uygunluk beyanı düzenleme zorunluluğunu ortadan kaldırmaz. Referans teknik dosya ile ürünün yukarıda belirtilen AT Direktiflerinin temel gereklerine uygunluğu kabul edilir.

The referred technical file(s) shows that the product complies with standard(s) recognized as giving presumption of compliance with the essential requirements listed EU Directive(s) above, other relevant Directives and standards have to be observed. This attestation does not abrogate the compulsory obligation of the manufacturer to issue the declaration of conformity

Date /Tarih : 26/05/2021

Issue Date / Basım Tarihi : 26/05/2021

Expiry to /-e Kadar Geçerli : 26/05/2022

PTC Ürün Test ve
Belgelendirme San. Tic. Ltd. Şti Signature
(İmza)



PTC

Ürün Test ve Belgelendirme
San. Tic. Ltd. Şti

Aydınlı Mah. Patlayıcı Maddeler Yolu Cad
Beyoğlu Sanayi Sitesi D1 Blok N:26
Aydınlı-TUZLA/İSTANBUL
Tel: +90(216) 393 32 32
info@ptctesting.com - www.ptctesting.com

CERTIFICATE

of product conformity

Certificate NO: 2021-PTC-2089

PTC Technical Inspection and Certification

ATTESTATION OF COMPLIANCE

(UYGUNLUK ONAYI)



The technical file and test results of the following product have been checked and found in compliance with the Parliament and council Directive 2014/35/EU LVD Directive on the harmonization of the laws of Member States relating to electrical equipment designed for use within certain voltage limits and 2014/30/EU Directive on the harmonization of the laws of Member States relating to electrical electromagnetic compatibility.

Teknik dosya ve test raporları incelenerek, belirtilen ürünün Avrupa Birliği Teknik Komisyonu tarafından 2014 tarihinde yayınlanan 2014/35/AB LVD Direktifi Belirli Gerilim Sınırları Dahilinde Çalışmak Üzere Tasarlanmış Teçhizat ile ilgili Yönetmeliğine ve 2014/30/AB Elektromanyetik Uyumluluk Yönetmeliğine uygunluğu saptanmıştır.

Manufacturer(Üretici) : ELCON ELEKTRİK OTOMASYON END. İSITMA SİST. SAN. TİC. LTD. ŞTİ.

Halil Rifat Paşa Mah. Yüzer Havuz Sok. Perpa Tic. Merk. B Blok No:1 Kat:8 Daire:1275
Şişli / İSTANBUL

Applicant(Başvuru Sahibi) : ELCON ELEKTRİK OTOMASYON END. İSITMA SİST. SAN. TİC. LTD. ŞTİ.

Halil Rifat Paşa Mah. Yüzer Havuz Sok. Perpa Tic. Merk. B Blok No:1 Kat:8 Daire:1275
Şişli / İSTANBUL

Product(Ürün) : AYAKLI İSITICI / FOOTED HEATER

Trademark(Marka) : ELCON

Type / Model(Tip Model) : CT-750 , RCT-750 , BT-1100 , RBT-1100 , STH- 2000 , STH- RC2000 , STH-RC2500

Test Report No(Test Rapor Nu) : 2021-PTC-0852-2 , 21-745-R0-N1-1

Base Of Attestation(Onay Dayanağı) : TS EN 60335-1 , TS EN 60335-2-30 , TS EN 55014-1 , TS EN 61000-3-2 , TS EN 61000-3-3



www.ptctesting.com
ID NO : 26I2019

Sertifika, belirtilen ürünün/ürünlerin test edilmesinden ve / veya teknik dokümantasyonun denetlenmesinden sonra verilir ve test edilen ürünün, belirtilen direktiflerin zorunlu koruma şartlarına gönüllü olarak uygun olduğunu onaylar.

The certificate is issued after testing of the named product/s and/or audit of the technical documentation and confirms that the tested product complies with the essential protection requirements of the mentioned directives on a voluntary basis.

Diğer ilgili standartlara ve direktiflere uyulmalıdır. Bu onay üreticinin uygunluk beyanı düzenleme zorunluluğunu ortadan kaldırmaz. Referans teknik dosya ile ürünün yukarıda belirtilen AT Direktiflerinin temel gereklerine uygunluğu kabul edilir.

The referred technical file(s) shows that the product complies with standard(s) recognized as giving presumption of compliance with the essential requirements listed EU Directive(s) above, other relevant Directives and standards have to be observed. This attestation does not abrogate the compulsory obligation of the manufacturer to issue the declaration of conformity

Date /Tarih : 26/05/2021

Issue Date / Basım Tarihi : 26/05/2021

Expiry to /-e Kadar Geçerli : 26/05/2022

PTC Ürün Test ve
Belgelendirme San. Tic. Ltd. Şti Signature
(İmza)



PTC

Ürün Test ve Belgelendirme
San. Tic. Ltd. Şti

Aydınlı Mah. Patlayıcı Maddeler Yolu Cad
Beyoğlu Sanayi Sitesi D1 Blok N:26
Aydınlı-TUZLA/İSTANBUL
Tel: +90(216) 393 32 32
info@ptctesting.com - www.ptctesting.com